

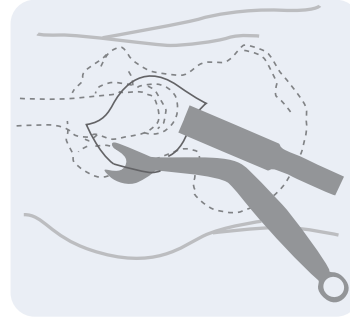
# Minimal Incision Total Hip Retractors

Designed By Wayne M. Goldstein, MD

*Instruments designed for Minimal Incision Total Hip Surgery  
using the standard posterior lateral approach*

*Surgical Technique Available*

## Blunt Right Angle Posterior Capsular Retractor



The right-angle capsular retractors help retract and provide additional exposure around the acetabulum—either posterior or superior

**PRODUCT NO:**  
**7120**  
Overall Length: 8" (20,3 cm)  
Blade Width: 32 mm  
Blade Depth: 3.25" (8,3 cm)



## Right Angle Posterior Capsular Retractor

Using a finger, the underside of the gluteus medius tendon can be palpated and the curved end of this Hibbs-style retractor can be placed and pulled anteriorly. The right angle end of the retractor can be used later in a similar fashion to the Blunt Right Angle Retractor described above.

### PRODUCT NO'S:

**7180** [With Teeth]  
Overall Length: 8" (20,3 cm)  
Blade Width: 32 mm  
Blade Depth: 3.5" (8,9 cm)

**7180-01** [No Teeth]  
Overall Length: 8" (20,3 cm)  
Blade Width: 32 mm  
Blade Depth: 3.5" (8,9 cm)



## Bent Hohmann Retractor for Gluteus Medius

For use in femoral exposure, the Bent Hohmann Retractor can be placed anterior to the capsule, around the greater trochanter, to rest on the lateral cortex of the femur, allowing access to the proximal femur.

### PRODUCT NO:

**7110**  
Overall Length: 9.75" (24,8 cm)  
Blade Width: 19 mm  
Depth from Bend: 4.25" (10,8 cm)



[www.innomed.net](http://www.innomed.net)



**FREE TRIAL ON MOST INSTRUMENTS**

**INNOMED**

ISO 13485:2016



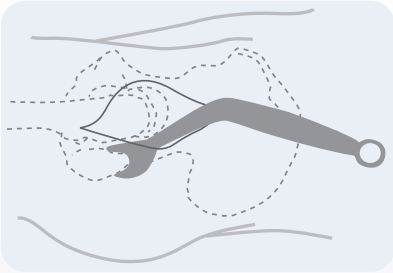
103 Estus Drive, Savannah, GA 31404  
info@innomed.net

912.236.0000 Phone  
912.236.7766 Fax

Innomed-Europe Tel. +41 41 740 67 74  
info@innomed-europe.com

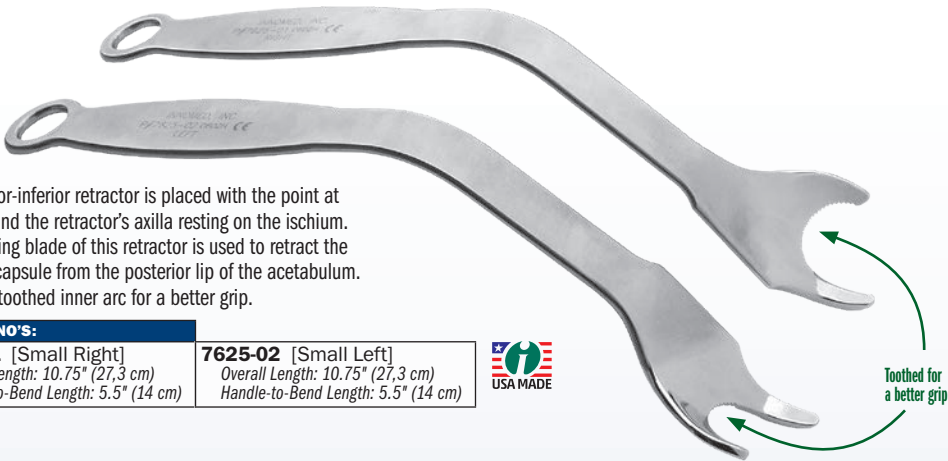
**1.800.548.2362**

# Posterior-Inferior Retractors

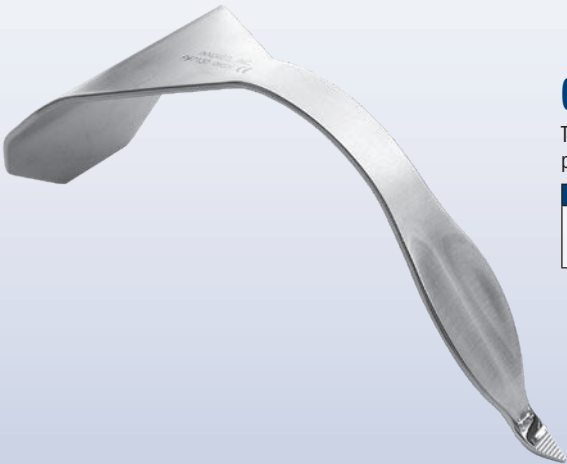
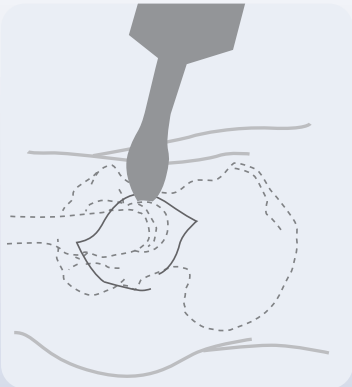


The posterior-inferior retractor is placed with the point at 6 o'clock and the retractor's axilla resting on the ischium. The remaining blade of this retractor is used to retract the remaining capsule from the posterior lip of the acetabulum. Features a toothed inner arc for a better grip.

PRODUCT NO'S:	
<b>7625-01</b> [Small Right]	<b>7625-02</b> [Small Left]
Overall Length: 10.75" (27,3 cm)	Overall Length: 10.75" (27,3 cm)
Handle-to-Bend Length: 5.5" (14 cm)	Handle-to-Bend Length: 5.5" (14 cm)



Toothed for a better grip



## Cobra Retractor with Hand Rest

The pointed cobra retractor with hand rest is placed anteriorly to help retract and expose.

PRODUCT NO:
<b>7130</b>
Overall Length: 10.25" (26 cm)
Blade Width at Widest: 32 mm



## Superior Capsular Retractor

Designed to be placed over the superior capsule.

PRODUCT NO:
<b>7140</b>
Overall Length: 9.375" (23,8 cm)
Blade Width at Widest: 19 mm

